



БЪЛГАРСКА ТЪРГОВСКО-ПРОМИШЛЕНА ПАЛАТА
BULGARIAN CHAMBER OF COMMERCE AND INDUSTRY

129 години надежден партньор
129 years reliable partner

BULGARIA IN FIGURES®

**15th
edition**

2024

Table of Contents

Preface.....	1
Republic of Bulgaria	2 - 3
Bulgaria in the international rankings	4
Focus on taxation.....	5 - 6
Gross domestic product	7 - 9
Export	10 - 12
Import.....	13 - 15
Foreign direct investment.....	16 - 17
Tourism.....	17 - 18
Consumer prices	19
Labour market	20 - 21
Education	22
BCCI – Important facts and figures	23
BCCI – Structures and services	24 - 27
Industrial zone.....	28

The brochure has been compiled by courtesy of:

National Statistical Institute,
Bulgarian National Bank
and Ministry of Economy and Industry of Bulgaria.

When using data from the publication
of the Bulgarian Chamber of Commerce and Industry
it is mandatory to cite the source.

The information in this brochure is current as of April 2024.

The brochure is prepared by:

Boryana Abadzhieva and Yana Atanasova, Economic Analysis and Policy Department, BCCI.

**Dear Business Partners,**

The Bulgarian Chamber of Commerce and Industry presents to your attention the "Bulgaria in Figures" edition for the 15th consecutive time.

Entrepreneurs around the world have been exposed to numerous challenges as a common occurrence for the past years. Not only the war in Ukraine, but also the conflict in the Middle East, and the terrorist acts on shipping in the Red Sea have had an adverse effect on Bulgaria, because of its open economy.

The responsible institutions in Bulgaria, with the Bulgarian National Bank in the leading role, undertake the required steps towards fulfillment of the final formalities necessary for our country's accession to the Eurozone.

Although just partially (only by air and water), our accession to the countries in Schengen is well on its right track.

The OECD membership negotiations are really intense and have been proceeding so far according to our expectations for Bulgaria to soon become a full-fledged member.

BCCI will work towards achieving these goals.

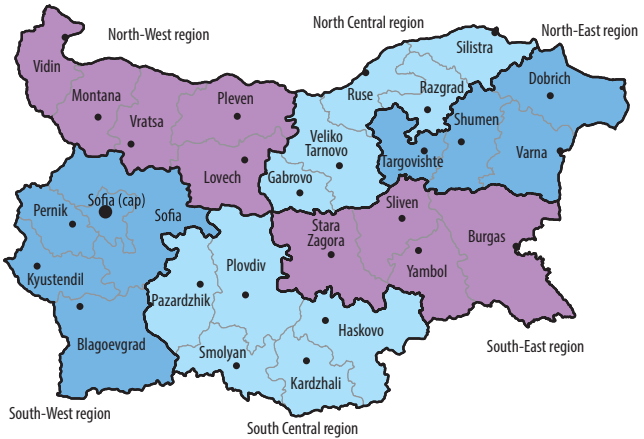
We place special emphasis on preservation of our tax system in its current framework, which has enabled for 15 years now, despite the low (compared to other countries within and outside the EU) tax rates, good tax collection, low deficit and even budget surplus in certain periods, low government debt and an acceptable low redistributive role of the budget compared to the GDP.

We have presented the standings of Bulgaria in the 28 international rankings, and the poorer results ascertained by the experts will be summarized by BCCI's analysts, and we will again remind the government of the necessity for specific measures: legislative, administrative and personnel, if applicable, to improve our country's positions.

The companies will always have a reliable partner in the face of the Bulgarian Chamber of Commerce and Industry. We will continually work towards improving the economic environment in Bulgaria and promoting trade and investment exchange, stimulating investors' activity, by organizing bilateral and multilateral forums (<https://www.bcci.bg/international-en.html>), trainings and consultations (<https://www.center.bcci.bg/17>) with a view of providing up-to-date economic information (<https://www.bcci.bg/economic-analyses-en.html>) to the companies in order to facilitate their trade and economic partnerships.

Sincerely yours,
Tsvetan Simeonov
Bulgarian Chamber of Commerce and Industry

REPUBLIC OF BULGARIA



General data

State government: Parliamentary Republic

Head of state: President

Head of government: Prime Minister

Capital: Sofia

Area: 111 001.9 sq.km

Administrative and territorial division: 28 districts and 265 municipalities, 6 regions

Population: 6 447 710 persons as of 31.12.2022

Official language: Bulgarian

Religion: Traditional religion in the Republic of Bulgaria is the Eastern Orthodox creed

National currency: LEV (BGN), fixed to the Euro (1 EUR = 1.95583 BGN) since 1997; member of ERM II – since 2020)



Facts about Bulgaria

- ▲ EU, NATO and WTO Membership
- ▲ Strategic geographical location and openness to foreign markets: crossroad between Europe, Asia and Africa
- ▲ Stability of the financial environment: Bulgaria's gross public debt is the second lowest in the EU27 (21.0% of GDP) for the third quarter of 2023
- ▲ Business-friendly environment: Simple and low taxation
- ▲ Competitive operational costs and competitive labour level

Main indicators – actual data

Indicator/Unit of measure	2019	2020	2021	2022	2023*
GDP (market prices, mill. EUR)	61 531	61 608	71 060	85 801	93 948
Real GDP growth rate (%)	4,0	-4,0	7,7	3,9	1,8
Inflation - Annual average CPI (%)	3,1	1,7	3,3	15,3	9,5
Government deficit/surplus (% of GDP)	2,1	-3,8	-4,0	-2,9	2,2
Export (mill. EUR)	29 890	28 008	34 988	47 508	44 225
Import (mill. EUR)	33 740	30 743	39 238	55 175	49 536
Employment rate (%)	70,1	68,5	68,1	70,6	70,7
Unemployment rate (%)	4,3	5,2	5,3	4,2	4,4

*Preliminary data

Source: Eurostat, Bulgaria National Bank, National Statistical Institute, Ministry of Finance

Macroeconomic forecast

	2023	2024	2025
Gross Domestic Product (% change)	1,8	1,9	2,9
Employment growth (%)	1,0	-0,4	0,1
Unemployment rate (%)	4,3	4,3	4,0
Inflation (%) (HICP)	8,6	3,1	2,6
General government balance (% of GDP)	-2,2	-2,8	-3,2
General government gross debt (% of GDP)	23,1	24,8	24,6

Source: Spring 2024 Economic Forecast, European Commission

BULGARIA IN THE INTERNATIONAL RANKINGS

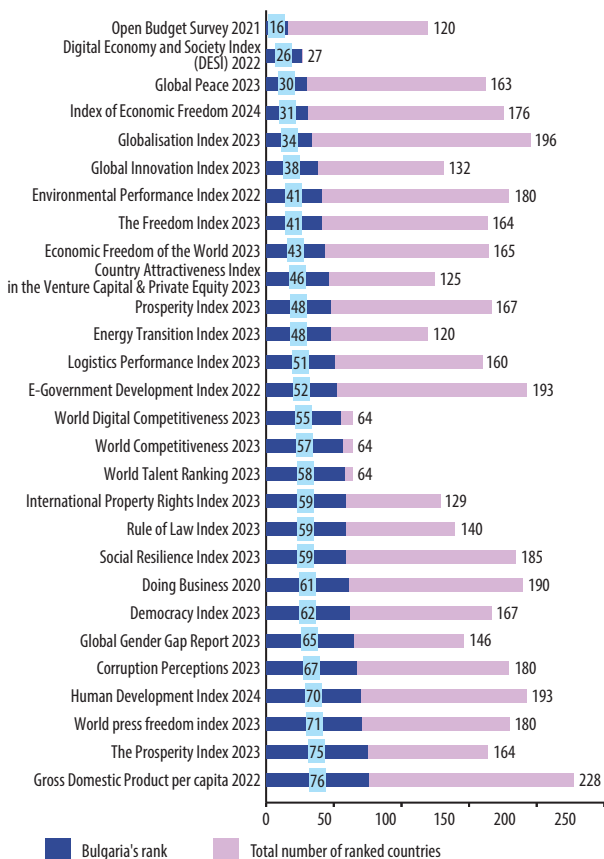
Bulgaria has competitive positions in numerous international indices. According to the following rankings the country has the best performance in index of economic Freedom 2024, low taxes and openness of budget procedure. In 2023 Bulgaria continued to improve its position by another 20 places (reaching 71st place) in the World Press Freedom Index, after climbing from 112th to 91st place in 2022.

In this edition of BULGARIA IN FIGURES® 24, in addition to the main rankings and ratings that we have regularly monitored over the years, we have now also included ratings for The Freedom Index, World Talent Ranking (WTR), Social Resilience Index (SRI), The Prosperity Index and World Digital Competitiveness and Energy Transition Index (ETI).

For more information:

https://www.bcci.bg/resources/files/Rankings_april_2024ENG.pdf

Bulgaria in international rankings



Source: Respective websites

FOCUS ON TAXATION

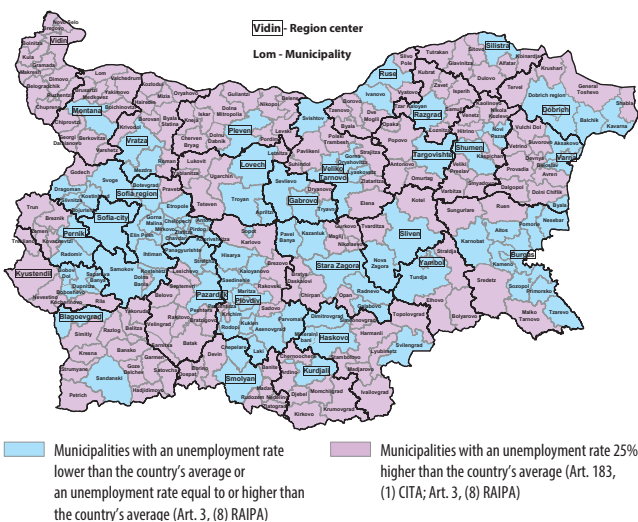
Flat-tax system is introduced in Bulgaria – a single 10% rate applied on personal income and a 10% rate applied on corporate income (imposed respectively in 2008 and 2007). For more than 15 years Bulgaria has not changed the low rates of the direct taxes. Since 1999 the standard rate of value-added tax in Bulgaria has been set on 20%, with the exception of hotel services, where a reduced rate of 9% is applied.

As a Covid-19 measure, in mid-2020 Bulgaria reduced VAT to 9% on certain products and services (children's goods, restaurant and catering services and books). The government has extended the lower VAT rate measure for restaurant and catering services until the end of 2024, and the measure for tourism has been extended until the end of June 2024. As anti-inflationary measures, the government undertook other reductions in the tax system (zero VAT rate) for bread and flour. This measure is maintained at zero rate until the end of June 2024. In Bulgaria, taxpayers are exempted from paying corporation tax in regions with high unemployment rates.

In connection with the settlement of the minimum effective taxation of multinational enterprise groups and of large national enterprise groups, from 01.01.2024 the surtax rate is the positive difference between 15 percent and the effective tax rate of the multinational or large national enterprise group for the jurisdiction.

In 2023 about 63% of municipalities – 168 (of total 265 in Bulgaria) had 25% higher than the average rate of unemployment for the country and there is 0% corporate income tax.

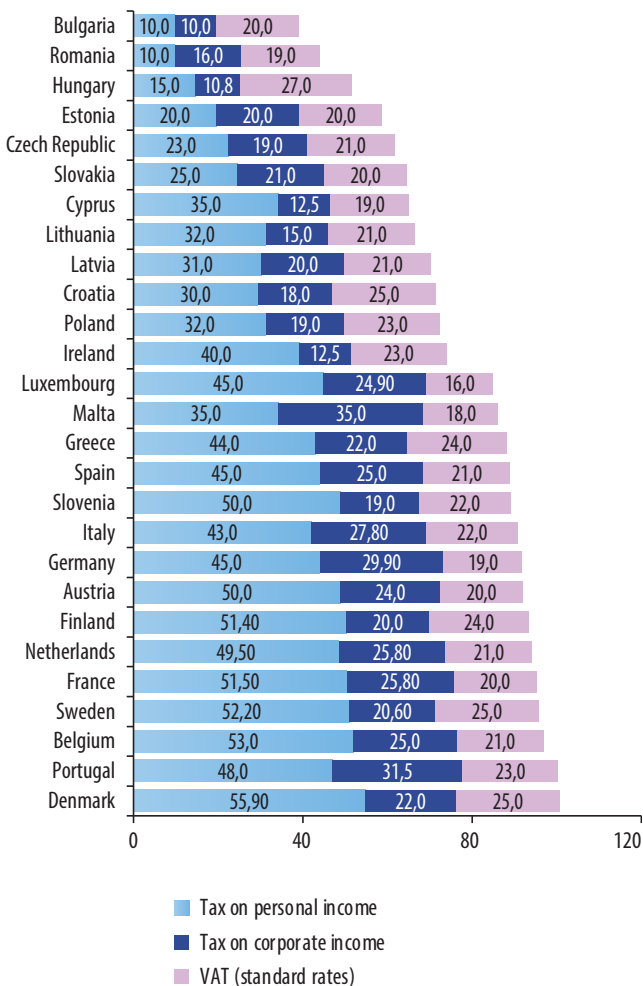
Unemployment by municipalities – 0% corporate tax in regions shown in violet



Source: Bulgarian Chamber of Commerce and Industry, Ministry of Finance of the Republic of Bulgaria

Bulgaria is the sixth least tax burdened country in the EU by 2022: The overall tax-to-GDP ratio in Bulgaria is 31.1% in 2022, compared to an EU average of 41.2%.

Top statutory income tax rates and standard VAT rates (2023), %



Source: European Commission, DG Taxation and Customs Union, Taxes in Europe database and IBFD data



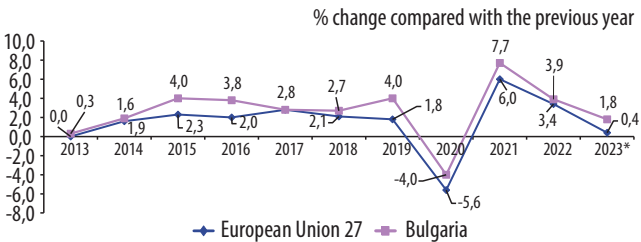
GROSS DOMESTIC PRODUCT

Bulgarian economy has been growing steadily in the recent years, showing higher rates than the EU average.

Bulgaria's GDP growth slowed to 3.9% in 2022 as a result of global economic and political challenges. Unfortunately, the conflict that arose between Russia and Ukraine, with its consequences for the European and global economy, has seriously affected GDP growth for 2023, slowing it down to 1.8%, in addition to the slowdown in the European economy as a whole. Domestic demand, private consumption and exports were the main drivers of GDP growth, as well as the repositioning of Bulgarian companies and the recovery of supply chains disrupted by the pandemic. In 2023, the geopolitical situation is also complicated by the deepening conflict in the Middle East, but Bulgaria still manages to maintain a positive growth trend, with its GDP growing by an estimated 1.8%.

Bulgarian companies expect the National Recovery and Resilience Plan (NRRP) to play a leading role in development and recovery with a positive effect on GDP growth.

Real GDP growth rate

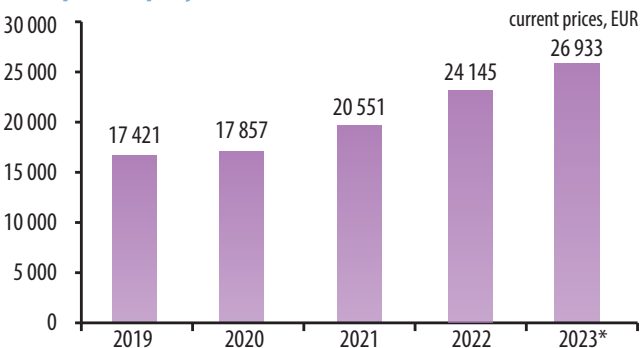


* Preliminary data

Source: Eurostat

Over the past few years, the GDP per employed person has grown. The main factor of growth has been the increase of Gross Value Added in the economy, albeit at a slower pace, through the COVID-19 pandemic. Over the past two years, GDP per employee has seen a decline from 18% in 2022 to 12% in 2023.

GDP per employed



* Preliminary data

Source: National Statistical Institute

Gross Domestic Product and Gross Value Added by economic sectors and economic activity groupings at current year prices

Million EUR

Economic sectors and economic activity groupings	2019	2020	2021	2022	2023*
Agriculture, forestry and fishing	1 995	2 150	3 104	3 720	2 842
Mining, quarrying and manufacturing	10 982	10 831	12 478	19 337	20 627
Construction	2 367	2 614	2 338	2 636	3 153
Wholesale and retail trade	12 517	11 445	14 493	15 962	18 174
Information and communication	4 022	4 401	4 709	5 411	6 161
Financial and insurance activities	3 080	3 230	4 219	4 496	5 299
Real estate activities	5 494	5 219	5 659	6 100	6 652
Professional, scientific and technical activities; administrative and support service activities	3 750	3 696	4 122	4 661	5 198
Public administration and defence; compulsory social security; education; human health and social work activities	7 667	8 872	10 020	11 047	12 825
Arts, entertainment and recreation, repair of household goods and other services	1 276	1 012	1 035	1 081	1 310
Gross Value Added	53 150	53 470	62 177	74 451	82 242
Adjustments (taxes less subsidies on products)	8 407	8 168	8 899	10 108	11 504
Gross Domestic Product	61 558	61 638	71 076	84 559	93 747

* Preliminary data

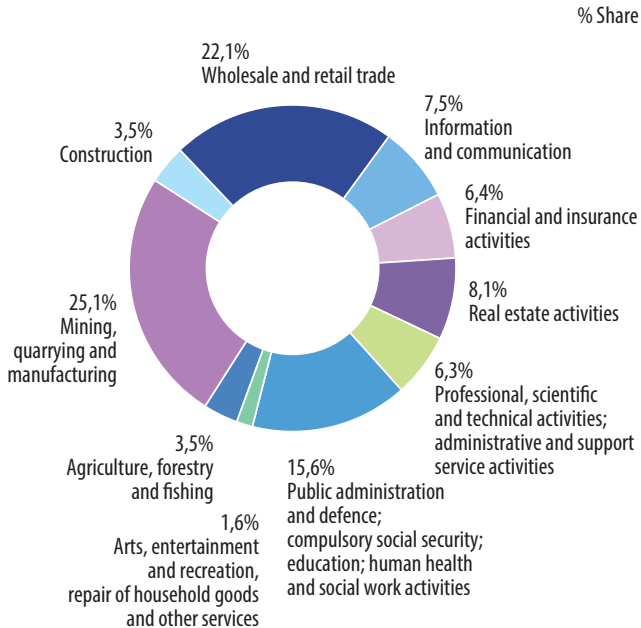
Source: National Statistical Institute



The sectors with the most important role in the growth of gross value added in 2023 compared to 2022 are "Mining and manufacturing" (25% share) and "Wholesale and retail trade" (22% share).

The relative share of industry in the GVA of the national economy is 25%. The agricultural sector declines in share from 5% in 2022 to 3.5% in 2023.

Structure of Gross Value Added by economic sectors and economic activity groupings in 2023



Source: National Statistical Institute, Bulgarian Chamber of Commerce and Industry

EXPORT

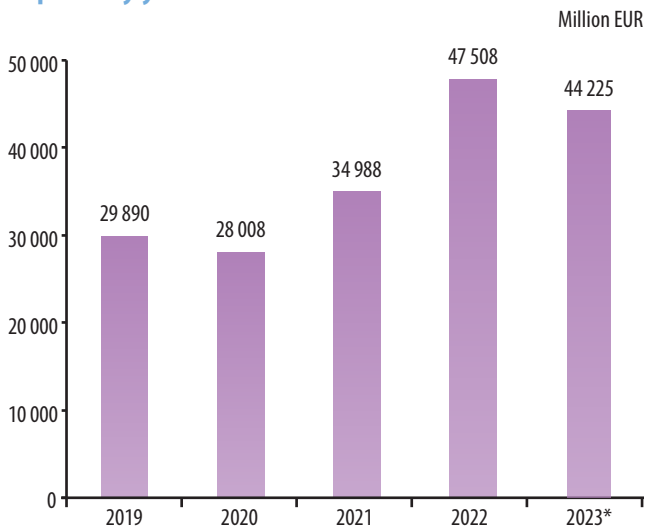
Bulgarian export of goods reached for a second consecutive year record levels – almost 44.3 million euros and a decrease of almost -7%. Many Bulgarian companies have successfully managed to maintain and increase their production levels by improving their positions in international supply chains that were disrupted due to the pandemic and the conflict in Europe.

In almost all commodity groups there are significant changes compared to 2022. The highest growth of all exported goods and materials for 2023 compared to the previous year's numbers was reported by tobacco (37%) and medicines and cosmetics (15%).

Bulgaria's top 10 export partners, which account for over 55% of the country's total export volume, are Germany, Romania, Italy, Turkey, Greece, etc.

Exports of goods and services are expected to grow, though at a slower pace this year and next, in line with the dynamics of softening external demand. Bulgaria has the potential and sufficient competitive advantages that could lead to a recovery in export growth in 2025.

Exports by years



*Preliminary data

Source: Bulgarian National Bank



Exports by commodity groups

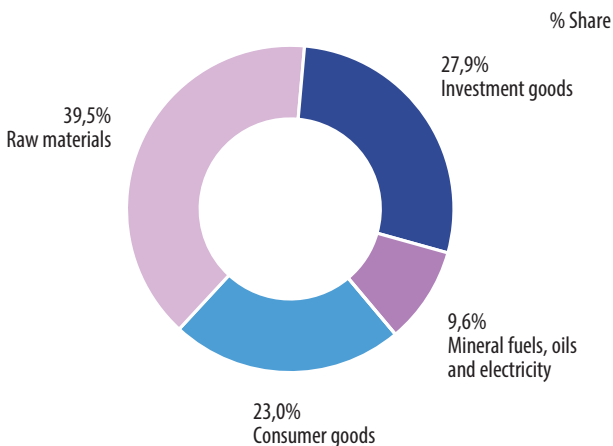
Million EUR

Years	2019	2020	2021	2022	2023*
Consumer goods	7 590	7 662	8 471	10 797	10 163
Food	1 789	1 884	2 329	3 658	3 048
Tobacco	64	54	54	83	114
Beverages	179	211	159	143	156
Clothing and footwear	1 619	1 373	1 384	1 701	1 612
Medicines and cosmetics	1 264	1 344	1 289	1 425	1 623
Furniture and household appliances	1 227	1 274	1 609	1 648	1 450
Others	1 447	1 523	1 646	2 140	2 160
Raw materials	11 682	11 679	15 098	18 842	17 481
Iron and steel	608	535	977	1 102	895
Non-ferrous metals	2 327	2 570	3 215	4 177	3 466
Chemicals	488	437	542	777	676
Plastics and rubber	1 146	1 179	1 475	1 757	1 663
Fertilizers	236	158	298	639	385
Textiles	604	495	572	712	656
Raw materials for the food industry	2 333	2 257	2 989	3 729	3 896
Wood products, paper and paperboard	555	520	675	855	657
Cement	20	24	31	27	26
Raw tobacco	122	109	111	109	116
Others	3 242	3 395	4 213	4 959	5 046
Investment goods	7 273	6 886	8 431	11 146	12 353
Machines and equipment	1 865	1 738	2 086	2 702	2 738
Electrical machines	1 184	1 122	1 479	1 808	2 037
Vehicles	639	554	638	730	819
Spare parts and equipment	1 856	1 667	2 014	2 445	2 750
Others	1 729	1 805	2 216	3 461	4 009
Total non energy commodities	26 546	26 227	32 000	40 785	39 998
Mineral fuels, oils and electricity	3 275	1 697	2 890	6 723	4 227
Petroleum products	2 351	1 008	1 121	3 983	2 682
Others	924	689	1 768	2 740	1 546
incl. Electricity			690	613	516
Other Exports	69	84	99	0	0
TOTAL EXPORTS /FOB/	29 890	28 008	34 988	47 508	44 225

*Preliminary data

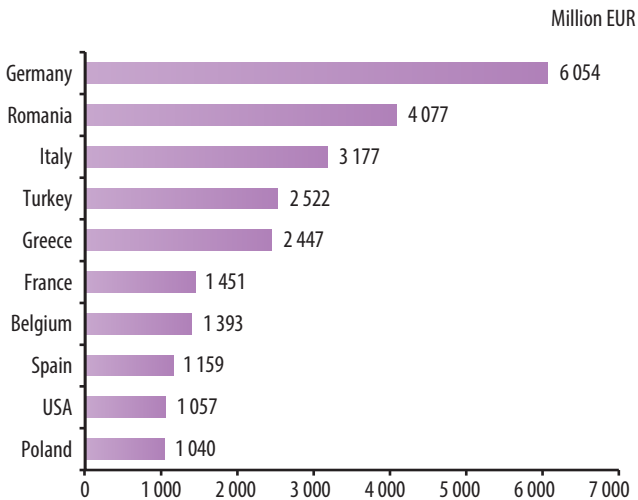
Source: Bulgarian National Bank

Structure of exports by commodity groups in 2023



Source: Bulgarian National Bank

Exports to the TOP 10 Bulgarian trade partner countries in 2023



Source: Bulgarian National Bank



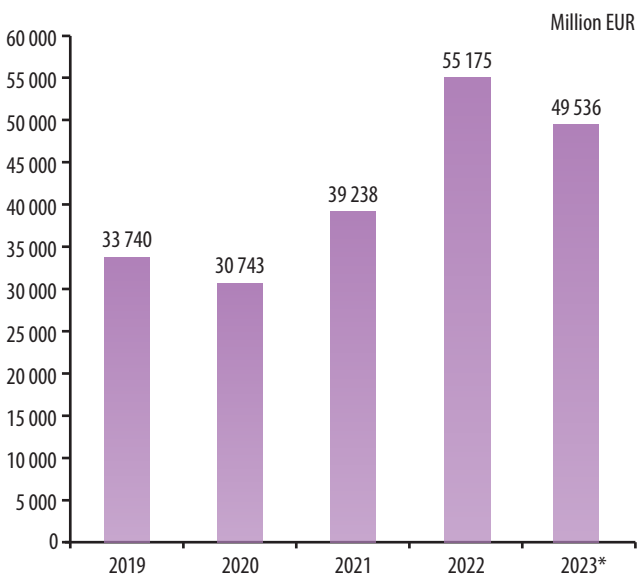
IMPORT

Imports of goods in 2023 also marked a decrease of -10,2 % compared to the previous year.

The level of imports in 2023 amounts to more than 49,5 billion EUR. The leading partners in terms of imports are Germany, China and Turkey.

The largest increase in imports was in the Consumer Goods: Automobiles sector (33%), followed by Vehicles (27%), while the largest declines were in Mineral Fuels, Oils and Electricity (-42%) and Raw Materials (-15.5%).

Imports by years



*Preliminary data

Source: Bulgarian National Bank

Imports by commodity groups

Million EUR

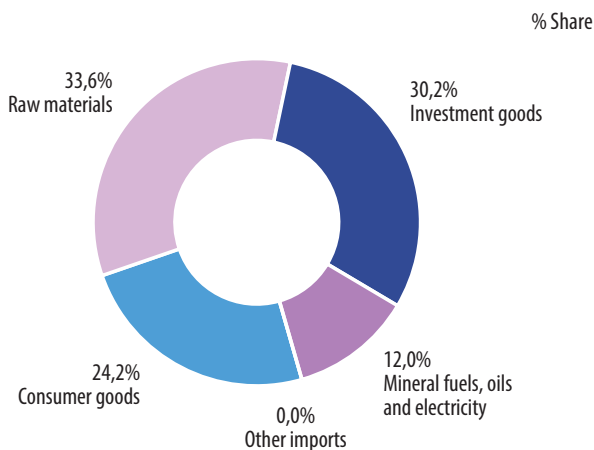
Years	2019	2020	2021	2022	2023*
Consumer goods	7 701	7 558	8 844	11 445	11 966
Food, drinks and tobacco	2 542	2 589	2 885	4 007	4 318
Furniture and household appliances	1 032	1 019	1 387	1 562	1 469
Medicines and cosmetics	1 531	1 585	1 703	1 900	2 173
Clothing and footwear	906	802	963	1 405	1 409
Automobiles	499	393	485	634	842
Others	1 192	1 171	1 422	1 937	1 755
Raw materials	11 735	11 643	19 678	19 687	16 638
Ores	1 537	1 903	2 475	2 422	2 068
Iron and steel	1 211	1 029	2 204	2 204	1 669
Non-ferrous metals	894	855	1 681	1 680	1 500
Textiles	1 202	965	1 272	1 272	1 088
Wood products, paper and paperboard	648	607	1 045	1 107	900
Chemicals	766	749	1 268	1 268	1 080
Plastics and rubber	1 832	1 744	2 829	2 830	2 533
Raw materials for the food industry	845	1 081	1 965	1 966	1 341
Raw skins	72	52	53	53	43
Raw tobacco	79	58	88	88	83
Others	2 650	2 599	4 799	4 798	4 334
Investment goods	9 102	8 404	10 280	13 795	14 971
Machines and equipment	2 879	2 712	3 205	4 091	4 172
Electrical machines	1 414	1 359	1 756	2 333	2 555
Vehicles	1 501	1 206	1 565	2 108	2 677
Spare parts and equipment	1 679	1 621	2 160	3 240	3 138
Others	1 630	1 507	1 593	2 023	2 429
Total non energy commodities	28 538	27 604	34 001	44 918	43 576
Mineral fuels, oils and electricity	5 014	2 929	4 993	10 257	5 960
Crude oil and Natural gas	4 068	2 228	3 948	7 129	3 859
Coal	3 564	1 779	3 243	346	94
Oils	946	701	1 045	1 639	1 428
Electricity	0	0	0	0	0
Other imports	189	209	245	0	0
TOTAL IMPORTS /CIF/	33 740	30 743	39 238	55 175	49 536

*Preliminary data

Source: Bulgarian National Bank

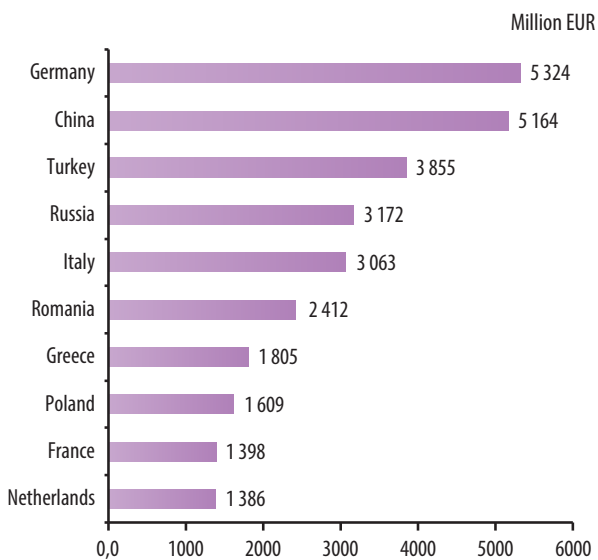


Structure of imports by commodity groups in 2023



Source: Bulgarian National Bank

Imports from the TOP 10 Bulgarian trade partner countries in 2023

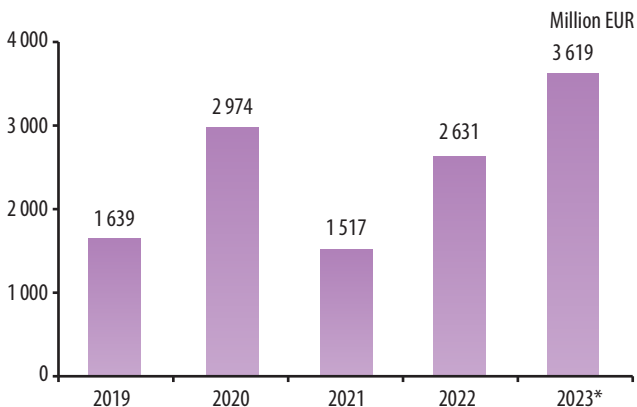


Source: Bulgarian National Bank

FOREIGN DIRECT INVESTMENT

Foreign direct investment in Bulgaria reached EUR 3 619 million in 2023. The composition of FDI by country in 2023 suggests that foreign direct investments attracted from Switzerland (EUR 804 million), Austria (EUR 458 million euros) and Netherlands EUR 438 million) accounted for the largest shares.

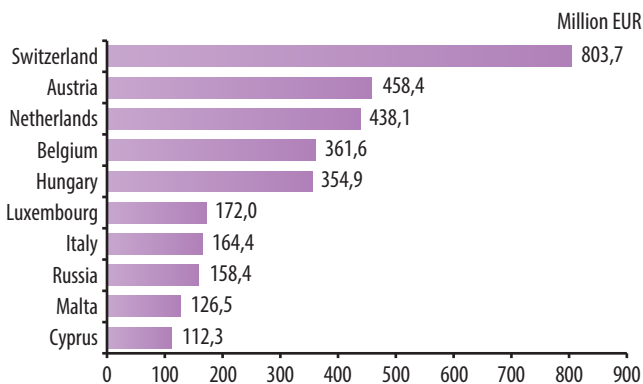
Foreign direct investment flows in Bulgaria by years



* Preliminary data

Source: Bulgarian National Bank

Foreign direct investment flows in Bulgaria – TOP 10 countries in 2023



Source: Bulgarian National Bank



Foreign direct investment flows in Bulgaria by economic activity

Manufacturing attracted about 37% of FDI flows in 2023, followed by Financial and insurance activities (42%).

Million EUR

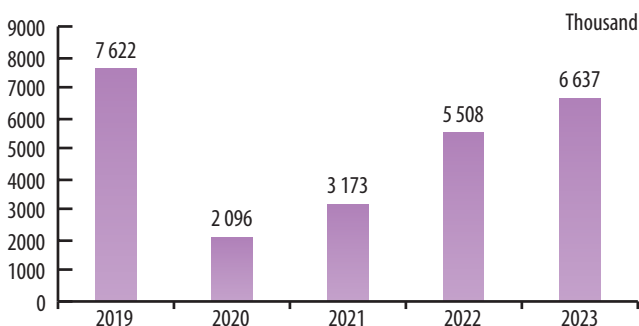
Year	2023
All FDI activities	3619,1
Construction	30,7
Agriculture, forestry and fishing	-2,9
Mining and quarrying	70,3
Manufacturing	1323,4
Electricity, gas, steam and air conditioning supply	-40,4
Water supply; sewerage, waste management and remediation activities	9,6
Wholesale and retail trade; repair of motor vehicles and motorcycles	186,3
Transportation and storage	25,6
Accommodation and food service activities	15,4
Information and communication	228,0
Financial and insurance activities	1515,0
Real estate activities	142,4
Professional, scientific and technical activities	83,7
Administrative and support service activities	46,1
Education	-1,8
Human health and social work activities	0,8
Arts, entertainment and recreation	-0,1
Other service activities	0,2
Not allocated	-13,2

Source: Bulgarian National Bank

TOURISM

Tourism has an important role in Bulgaria due to its economic, social and employment potential. The number of international tourists grew rapidly until 2019. Unfortunately, the pandemic has put the sector to a serious test. In 2023, Bulgarian tourism continued to recover, but still cannot catch up to pre-pandemic levels.

Foreign tourists in Bulgaria



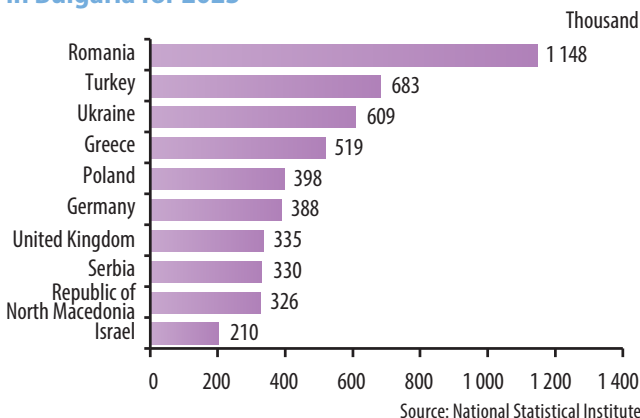
Source: National Statistical Institute

Notes: The included indicators for forming the total value of the "Tourism" point include – "Visits of foreigners to Bulgaria for the purpose of rest and excursion" and "Visits of foreigners to Bulgaria for business purposes". The following reasons for travel do not correspond – "visiting", "transit" and "others".

In 2023, the number of foreign tourists in Bulgaria is 6.6 million people. Foreign tourist has increased by 21% compared to 2022.

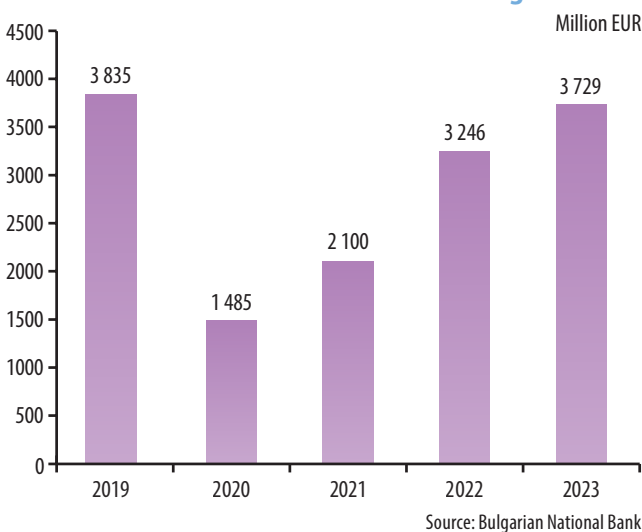
Bulgaria's partial integration into the Schengen area from March 2024, by air and sea, positions the tourism sector for a potential increase in EU visitors. This easing of travel conditions could improve Bulgaria's attractiveness as a tourist destination, potentially contributing to the growth of the tourism industry, which has already seen a significant recovery in 2023.

TOP 10 countries ranked by number of tourists in Bulgaria for 2023



The ranking by number of tourists for 2023 is headed by Romania with 1.14 million tourists, followed by Turkey with 683 thousand tourists, Ukraine with 609 thousand tourists and Greece – 519 thousand tourists.

Revenue from international tourism in Bulgaria





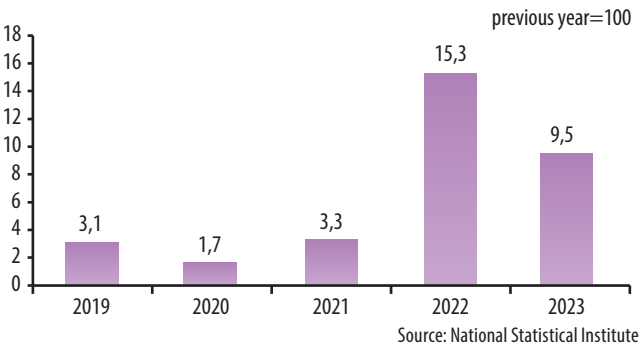
CONSUMER PRICES

Consumer price indices and annual inflation

In 2023 the average consumer price index was positive at 9,5%. Increased prices of all product groups had the contribution to the rise in the inflation.

Inflation rises until September 2022, peaking at 18.7%, then falls consistently throughout 2023, declining from 16.7% in January to 4.7% by December.

Consumer price index (annual average inflation rates – %)



Annual average consumer price index by main categories (annual average inflation rates – %)

Main categories	2019	2020	2021	2022	2023
Total CPI	3,1	1,7	3,3	15,3	9,5
Food and non-alcoholic beverages	5,2	5,4	2,8	22,0	13,7
Alcoholic beverages and tobacco	2,2	1,6	0,8	2,6	6,1
Clothing and footwear	-0,7	-1,7	-1,1	6,6	5,7
Housing, water, electricity, gas and other fuels	3,9	1,0	4,8	19,7	7,1
Furnishings, household equipment and routine household maintenance	0,9	0,9	1,9	11,6	9,0
Health	1,3	2,8	0,8	3,2	11,6
Transport	0,0	-7,3	10,4	22,7	-1,8
Communication	-0,7	-1,4	-2,6	0,7	5,5
Recreation and culture	4,5	0,6	5,8	10,9	12,4
Education	2,8	3,8	4,8	7,0	10,1
Restaurants and hotels	5,3	4,7	3,2	17,6	13,5
Miscellaneous goods and service	2,1	1,7	1,6	6,5	12,2

previous year=100

Source: National Statistical Institute

LABOUR MARKET

Labour force

According to the latest statistics, in 2023 the labor force in Bulgaria consisted of 3 million people – 53% men and 47% women. The majority of the workforce (89%) has completed some forms of higher or upper secondary education.

Labour force

Thousand

	2019	2020	2021	2022	2023
Total (15 and over)	3376	3290	3248	3291	3064
Labour force (15-64 years)	3276	3190	3155	3191	2951
By sex					
Male	1755	1714	1689	1698	1560
Female	1521	1477	1466	1493	1392
By level of education					
Higher	1030	1053	1028	1032	979
Upper secondary	1895	1831	1757	1792	1660
Lower secondary	372	337	314	317	267
Primary or lower	78	70	58	50	45

Source: National Statistical Institute

Employment

In 2023, the employment rate was 70.7%, slightly up from 70.6% in 2022. The number of employees decreased by 219 thousand people numbered 2,8 million. The largest share of employees is in private enterprises – 68,3%, followed by employees in the public sector – 20,4% and self-employed – 6,8%.

Employment

	2019	2020	2021	2022	2023
Employment rate (15-64 years), %	70,1	68,5	68,1	70,6	70,7
	Number				
Total employment	3233	3122	3077	3151	2932
Employers	115	112	113	121	120
Self-employed	215	215	208	212	198
Employees					
In private enterprises	2199	2091	2080	2170	2003
In public enterprises	684	685	658	631	598
Unpaid family workers	20	19	18	17	13

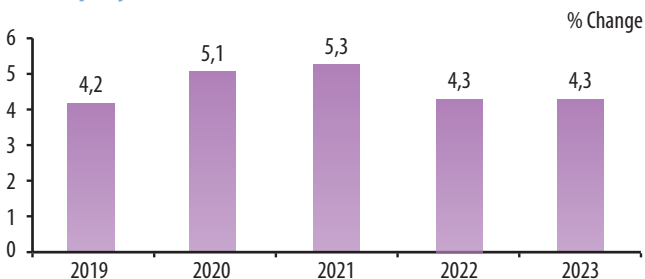
Source: National Statistical Institute



Unemployment

Unemployment remains at a record low of 4.3% in 2023 and is expected to continue to decline. Due to the extremely low unemployment rates in the country and the inclusion of measures to preserve jobs, the impact of COVID 19 has been less felt. Unemployment remains at a record low of 4.3% in 2023 and is expected to continue to decline.

Unemployment %

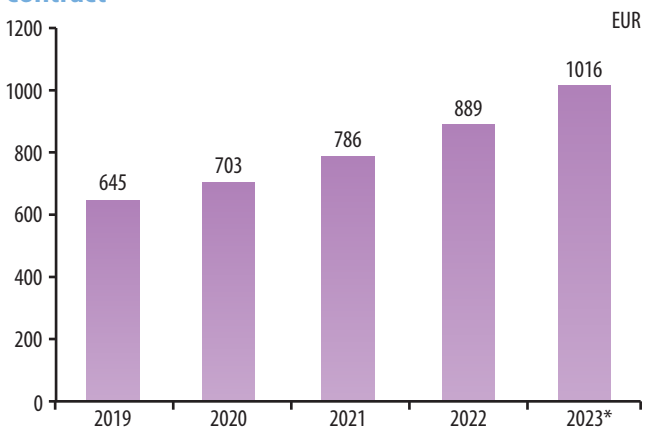


Source: National Statistical Institute

Average monthly salary

In 2023, the average labour costs per hour reported in Bulgaria (EUR 9.3) are almost 3.5 times lower than the average (EUR 31.8). In 2023, average labour costs per hour were estimated at EUR 31.8 in the EU and at EUR 35.6 in the Eurozone. In 2023, average monthly wages for employees in Bulgaria have risen to EUR 1016, a significant nominal increase of 14.2%.

Average monthly salary of employees by labor contract



*Preliminary data

Source: National Statistical Institute, Bulgarian Chamber of Commerce and Industry

EDUCATION

Higher education plays a crucial role for the development of intelligent and sustainable economy. Thanks to the efforts of the higher education institutions in the country, they continue to attract the most talented students. Bulgarian universities offer a wide range of specialties.

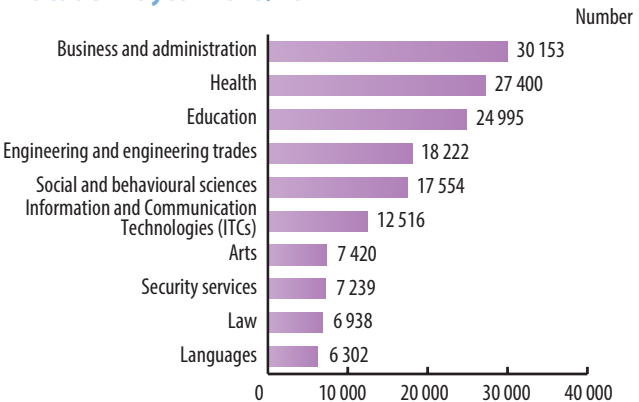
Higher schools by type

Academic year	Number
2023/24	
Total	51
Universities and equivalent higher schools	48
Colleges	20
Independent colleges	3
Colleges, at the universities and equivalent higher schools	17

Source: National Statistical Institute

The types of higher education institutions in Bulgaria are Universities and equivalent higher schools and Colleges. During the 2023/2024 academic year in the 51 educational institutions the total number of the students (in degrees 'Professional bachelor', 'Bachelor', 'Master' and 'PhD') is 190,513.

TOP 10 field of education by number of students in academic year 2023/2024



Source: National Statistical Institute

The most preferred fields of education (for all degrees) in Bulgaria are "Business and Administration" (16%), followed by "Health" (14%), "Education"(13%) and "Engineering and engineering trades" (10%). Universities in Bulgaria attract many international students due to excellent quality education, diploma recognized in EU/EEA and beyond, good level of costs and different programs in English, German and French.



BULGARIAN CHAMBER OF COMMERCE AND INDUSTRY – important facts and figures

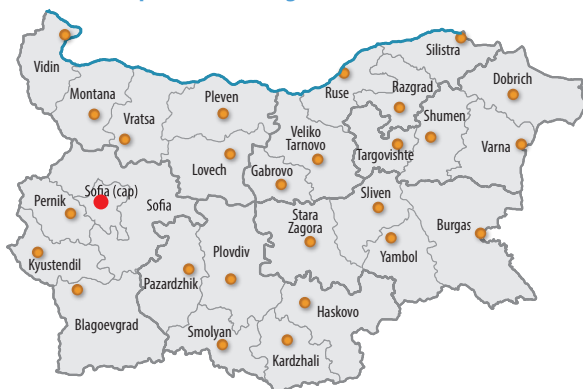
- ▲ The BCCI is the leading employers' association in Bulgaria – comprising of over 58 000 members and representative offices, in which are employed with labor contract more than 690 thousand persons (32% of total employed in the country).
- ▲ The BCCI is based on the principles of voluntary membership, autonomy and self-financing and seeks to establish ethical and socially responsible relationships in business.
- ▲ The BCCI contributes to the creation of a more favorable business environment and dedicates many efforts to the promotion and support of entrepreneurship and innovation initiatives.
- ▲ The BCCI is a part of the Association of the Organizations of Bulgarian Employers (AOBE) – a free union of the four employers' organizations that are officially acknowledged as representative according to the operating legislation.
- ▲ The BCCI is a universal organization in which all members are companies from various sectors and of different sizes, which comply with the Code of Business Ethics.
- ▲ 28 Regional Chambers of Commerce and Industry and offices are united in the Unified System of Bulgarian Chambers of Commerce and Industry.
- ▲ The BCCI participates in over 200 public-private bodies.
- ▲ BCCI has 251 local bodies in 222 municipalities.
- ▲ The BCCI is a regular member of the International Chamber of Commerce (ICC), World Chambers Federation (WCF), Association of European Chambers of Commerce (Eurochambres), World Trade Centers Association (WTCA), Association of the Balkan Chambers (ABC), Regional Cooperation Council, International Council on Cooperation, BSEC Business Council, Central European Initiative (CEI), GS1 AISBL, Silk Road Chamber of International Commerce (SRCIC), Chambers of Commerce within the Three Seas Initiative, etc.
- ▲ A Club of Joint and Foreign Chambers in Bulgaria with over 50 organizations operates at BCCI.
- ▲ The 89 Sectorial Organizations are united in a Council of Sectorial Organizations at the BCCI.
- ▲ At BCCI operates an Arbitration Court with more than 125 years of activity.

**129 years reliable partner and source
of information for entrepreneurs**

BULGARIAN CHAMBER OF COMMERCE AND INDUSTRY

The 28 Regional Chambers of Commerce and Industry & offices

<http://www.bcci.bg/chambers-en.html>



Structures and services



**BCCI – CENTRE FOR VOCATIONAL TRAINING,
TRANSLATIONS, CONSULTATIONS
AND COMPANY SERVICES EOOD**

i Additional information:

<http://www.center.bcci.bg>

Main activities:

1. Consultations on economic activity; legal issues; projects for financing; marketing research; tax issues.
2. Filling in/elaboration of commercial documents.
3. Translation / interpretation services.
4. Training.
5. Fairs and Exhibitions.

For Contacts: **Margarita Damyanova**

Tel.: (+359 2) 8117 477

E-mail: M.Damyanova@bcci.bg



**3D CENTER FOR 3D PRINTING, SCANNING
AND MODELING**

i Additional information:

<https://3dcenter.bg>

Main activities:

1. Prototyping and production of small series of details using 3D printers.
2. Reengineering of details and entire products using 3D scanners.
3. 3D modeling.
4. Trainings.
5. Research and Development Projects.

For Contacts: **Vasil Todorov**

Tel.: (+359 2) 8117 457

E-mail: office@3dcenter.bg



TRADE REGISTER AND MEMBERSHIP DIRECTORATE



Additional information:

<https://www.bcci.bg/tradereg-general-en1.html>

Main activities:

1. Trade Register Services
 - ▲ Registration in the voluntary Unified Trade Register of the BCCI of companies, organizations and other legal subjects;
 - ▲ Obligatory registration of commercial representative offices of foreign persons in Bulgaria;
 - ▲ Maintenance and updating of the information on file subject to registration;
 - ▲ Issuing of certificates and references in Bulgarian and foreign languages for the status and financial condition of the registered legal subjects;
 - ▲ Providing oral and written references in Bulgarian and foreign languages with data about the registered legal subjects.
2. Membership with BCCI.
3. Issuance and validation of documents:
 - ▲ Certificates of origin of goods, including electronic ones; the BCCI is the only organization in Bulgaria accredited by ICC WCF-Paris to issue certificates of origin. BCCI has a permit from the Bulgarian Customs Agency to issue non-preferential certificates of origin;
 - ▲ Validation of signatures of the legal representatives of the registered legal entities on export invoices, declarations, etc.
4. Issuance and validation of ATA Carnets.
5. Issuance of Force-Majeure Certificates.
6. Assistance for validation of invitation-declarations for business trips of foreigners to the Republic of Bulgaria.
7. Assistance in obtaining information about the existence and current status of foreign companies.
8. BCCI offers services for issuance of personal and professional qualified electronic signature.
9. 28 Regional Chambers of Commerce and Industry and offices.
10. Carrying out coordination with the sectorial organizations members of the Council of Sectorial Organisations with the BCCI.

For Contacts: **Zdravka Georgieva, Director**

Tel.: (+359 2) 987 88 84, 8117 476

E-mail: z.georgieva@bcci.bg



EUROPEAN INTEGRATION AND EUROPEAN PROJECTS DIRECTORATE

i Additional information:

<http://www.bcci.bg/projectsBCCI.htm>

<http://www.bcci.bg/seminars-en.html>

<http://www.bcci.bg/economic-analyses-en.html>

Main activities:

1. Participation in EU funded projects.
2. Enhancing the BCCI's capacity to manage activities under EU programmes.
3. Writing and submitting proposals under EU programmes focused on innovations and business environment improvement to enforce the capacity and competitiveness of SMEs and support them to be smart, green, connected and social.
4. Supporting the development and strengthening of the SMEs, providing them the opportunities for participation in exchange EU programmes, free participation in fairs, business missions, match making events, including them in new business networks etc.
5. Business research inquiries at a request of the customers.
6. Economic analyses by sectors.
7. Database references about the financial results of a company or a group of companies.
8. Annual classification TOP 100/ TOP 1500 – The leading companies in the Bulgarian economy.
9. Provision of information based on the annual financial statements of the companies.
10. Publication of annual financial statements.

For Contacts: **Mariana Tancheva, Director**

Tel.: (+359 2) 988 34 82; 8117 508

E-mail: mtancheva@bcci.bg

Economic Analysis and Policy Department, Tel.: (+359 2) 8117 410



INTERNATIONAL COOPERATION AND INTERNATIONAL ORGANIZATIONS DIRECTORATE

i Additional information:

<http://www.bcci.bg/business-delegations-en.html>

<http://www.bcci.bg/seminars-en.html>

<http://www.bcci.bg/company-presentation.html>

Main activities:

1. Assistance for establishing business contacts with partners from all over the world, matchmaking.
2. Organizing workshops and seminars with Bulgarian and foreign lecturers for entrepreneurs.
3. Organizing business missions.
4. Cooperation with partnering national and international business organizations.

For Contacts: **Gabriela Dimitrova, Director**

Tel.: (+359 2) 987 25 38; 8117 489

E-mail: interdpt@bcci.bg, G.Dimitrova@bcci.bg



ARBITRATION COURT AT BCCI

i Additional information:

<https://www.bcci.bg/bcci-arbitration-court-en.html>

Main activities:

1. Out-of-court tribunal institution for fast and efficient settlement of private law property disputes.
2. Four times lower taxes for big claims in comparison with the taxes, applied by public court.
3. A possibility in disputes where one party is a foreign person or a local company with prevailing foreign participation, such party may appoint a foreign citizen for arbitrator who is not included in the list of arbitrators for international cases.
4. 79% of the cases are solved within 1 year.
5. Possibility to involve private law enforcement agents.
6. AC at BCCI provided to the participants in the arbitration proceedings access to the case files through bilingual electronic internet-based platform.
7. The possibility to hear cases remotely via videoconferencing has been created, which further reduces costs and saves time for the parties in the arbitration process.
7. Regional lists of arbitrators are created.

Arbitration Clause, recommended by the BCCI: "Any disputes arising from this contract or concerning it, including disputes arising from or concerning its interpretation, invalidity, non-performance of termination, as well as disputes about filling gaps in a contract or its adaption to newly arisen circumstances, shall be settled by the Arbitration Court at the Bulgarian Chamber of Commerce and Industry in accordance with its Rules for cases based on Arbitration Agreements."

For Contacts: **President of the AC at the BCCI**

Natalia Stefanova, Secretary of the Arbitration Court

Nina Nikolova, Secretary of the Arbitration Court

Tel.: (+359 2) 8117 434, 8117 546, 8117 561

E-mail: acourt@bcci.bg



GS1 BULGARIA

i Additional information:

<http://www.gs1bg.org>

Main activities:

Member of GS1 AISBL – non-profit organization that develops and maintains global standards for unique identification as well as capturing and sharing product, location, packaging and other data.

GS1 is best known for the BARCODE, named by the BBC as one of "the 50 things that made the world economy". The standards improve the efficiency and transparency along the supply chain across physical and digital channels in 25 sectors.

GS1 Bulgaria brings together more than 4600 Bulgarian companies – from international household names to small local businesses. GS1 Bulgaria offers a variety of services to its members including Global Data Synchronization which helps companies to leverage their business.

For Contacts: **Tzveta Bratanova, CEO**

Tel.: (+359 2) 8117 604

E-mail: gs1bulgaria@gs1bg.org

INDUSTRIAL ZONE

INDUSTRIAL ZONES of "National Company Industrial Zones"

<http://www.nciz.bg/>

SOFIA-BOZHURISHTA ECONOMIC ZONE, Sofia
INDUSTRIAL AND LOGISTIC PARK – BURGAS, Burgas
FREE ZONE-RUSE, Ruse
INDUSTRIAL ZONE VIDIN, Vidin
INDUSTRIAL ZONE SVILENGRAD, Svilengrad
TRANSIT TRADE ZONE VARNA, Varna
INDUSTRIAL ZONE ZAGORE, Stara Zagora

Register of Industrial Parks – Ministry of Economy and Industry of Bulgaria

The Ministry of Economy and Industry of the Republic of Bulgaria maintains a Register of industrial parks under Art. 21, Para. 1 of the Law on Industrial Parks. BCCI has prepared a sample of the data, contained in the Register.

INDUSTRIAL PARK PLEVEN, Telish, Pleven Region
INDUSTRIAL PARK SOFIA, Bozhurishte, Sofia region
VIDIN INDUSTRIAL PARK, Vidin
KARLOVO INDUSTRIAL PARK, Karlovo municipality, Plovdiv region
SUVOROVO INDUSTRIAL PARK – VARNA WEST, Suvorovo municipality, Varna region
SHUMEN INDUSTRIAL PARK, Shumen
LVZ INDUSTRIAL PARK, Ruse
HI-TECH INDUSTRIAL PARK HEMUS, Sofia
DANUBE INDUSTRIAL TECHNOLOGY PARK SVISHTOV EAD, Svishtov
INDUSTRIAL PARK – BURGAS-PHASE 2, Burgas
INDUSTRIAL PARK – BURGAS-PHASE 1, Burgas
BALKAN INDUSTRIAL PARK, Lovech
INDUSTRIAL PARK – PERNIK, Pernik
DANUBE INDUSTRIAL PARK, Municipality of Vidin
MARITSA CARBON NEUTRAL INDUSTRIAL PARK, Maritsa municipality, Plovdiv District
BALKANI INDUSTRIAL PARK, Municipality of Vidin
TRAKIA INDUSTRIAL PARK – GREEN TRANSITION, Pazardzhik Municipality
PLEVEN INDUSTRIAL PARK, Pleven
HEMUS INDUSTRIAL PARK, Sofia Municipality
HEMUS-HARMONY INDUSTRIAL PARK, Sofia Municipality
CHELOPECHENE INDUSTRIAL PARK, Sofia
INDUSTRIAL PARK – RYAKHOVETS, Veliko Tarnovo Region
MADARA INDUSTRIAL PARK, Shumen
INDUSTRIAL PARK "ROZHEN 41", Sofia
STRYAMA INDUSTRIAL PARK, Plovdiv Region
TSALAPITSA INDUSTRIAL PARK, Plovdiv Region
VIDIN INDUSTRIAL PARK – SOUTH, Vidin
SLIVEN INDUSTRIAL PARK, Sliven
INDUSTRIAL PARK FOR HIGH-TECH INTENSIVE KNOWLEDGE-BASED SERVICES
"HIGH-TECH PARK BLAGOEVRAD, Blagoevgrad
PLAMA PLEVEN INDUSTRIAL PARK, Pleven
HI-TECH INDUSTRIAL PARK "RHODOPI", Plovdiv Region
TRILISTNIK INDUSTRIAL PARK, Region Plovdiv
TARGOVISHTA INDUSTRIAL PARK, Municipality of Targovishte
GREENYARD TECH PARK, Sliven region
HIGH-TECH PRODUCTION PARK SOFIA – WEST, Sofia
INDUSTRIAL PARK – DOBRICH, Dobrich

Source: [Ministry of Economy and Industry Republic of Bulgaria](http://www.mi.government.bg/)

For More information: <https://www.mi.government.bg/register/registar-nationalnitate-parkove-po-chl-21-1-ot-zakona-za-industrialnite-parkove/>

OTHER INDUSTRIAL ZONES

<http://www.bcci.bg/zones/>

Through our regional Chambers of commerce and industry, BCCI has made a Survey of Industrial zones and has sorted the data in a special Register published on the BCCI website. We attach a sample from the BCCI Register, comprising some Industrial zones in addition to the ones described above. For more detailed information about a specific Industrial zone or park, please feel welcome to contact us.

INDUSTRIAL ZONE, Vratza
KARDZHALI SOUTH INDUSTRIAL AREA, Kardzhali
INDUSTRIAL PARK, Troyan
TECHNOLOGY PARK, Montana
TRAKIA ECONOMIC ZONE, Plovdiv
FREE ZONE – PLOVDIV, Plovdiv
BUSINESS ZONE "PERISTAR" – RAZGRAD, Razgrad
DIMITROVGRAD INDUSTRIAL ZONE, Dimitrovgrad
LOGISTICS PARK BPD RUSE, Ruse
DANUBE INDUSTRIAL ZONE TEGRA, Ruse
INDUSTRIAL PARK-PAZARDZHIK EOOD, Septemvri
INDUSTRIAL PARK LETNITCA, Lovech
KASPICHAN INDUSTRIAL AREA, Kaspichan, Shumen



The building of Sofia
Commercial and Industrial Chamber
2 Slavianska Str., Sofia
built in 1914

The building of the BCCI
42 Parchevich Str., Sofia
Opened 1995



New building of the BCCI
9 Iskar Str., Sofia



Bulgarian Chamber
of Commerce and Industry
9 Iskar Str., 1058 Sofia, Bulgaria

Tel.: (+359 2) 8117 400
Website: www.bcci.bg
E-mail: bcci@bcci.bg